

Download Fraternal Connect:


View step-by-step instructions to download the Fraternal Connect app to your iOS or Android device.

Download Fraternal Connect to your iOS or Android device.

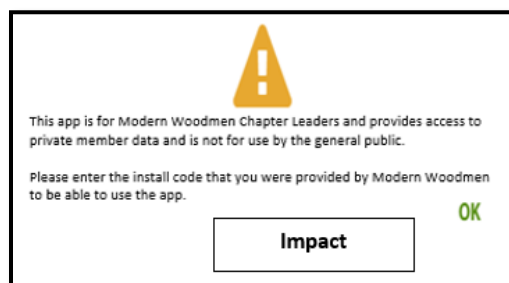
Step 1: Open the App Store (iOS device) or Google Play Store (Android device) on your phone or tablet.



Step 2: Search for Fraternal Connect and download it to your device.

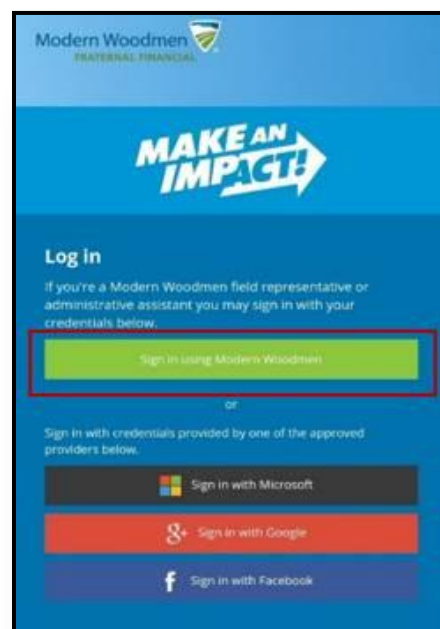
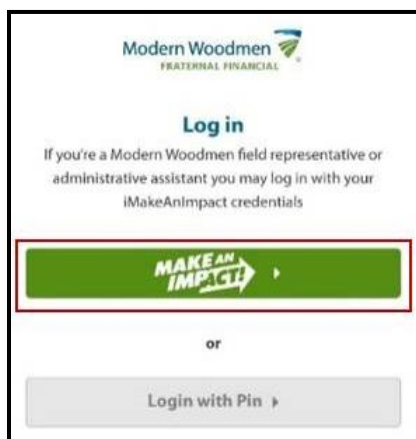


Step 3: Enter the install code, Impact, into the box.



Log in to Fraternal Connect for the first time. **This step happens after downloading the app to your device.*

Step 1: Select the Make an Impact option to log in and log in as you normally would.



Step 2: Review and accept the Fraternal Leader and EULA Agreement. Click > to read the agreements. Check the box next to each agreement indicating you've read them. Once finished, click **Accept**.

Modern Woodmen
FRATERNAL FINANCIAL

Legal Disclosures

You must accept and agree to the following disclosures before using FraternalConnect.


EULA Fraternal Application >
By checking the box, you indicate that you have read and agree to the terms above.

Fraternal Leader Agreement >
By checking the box, you indicate that you have read and agree to the terms above.

Accept

Cancel

Step 3: Verify your email address by clicking **OK** to have a verification code sent to you.



Email verification needed. Click OK to verify your email.

OK

Step 4: Enter the 4-digit verification code sent to your email. *Only enter the 4-digits, not the V.

Modern Woodmen
FRATERNAL FINANCIAL

Verify Your Email

A 4-digit verification code was sent to the following email address. Please enter the code below to continue.

And*****@modern-woodmen.org

V _ _ _ _

1	2	3
4	5	6
7	8	9
	0	< X

Now you'll be redirected to your Fraternal Connect Dashboard. For more information regarding Fraternal Connect, view the User Guide and Training Module available on the [Training Materials Site](#).